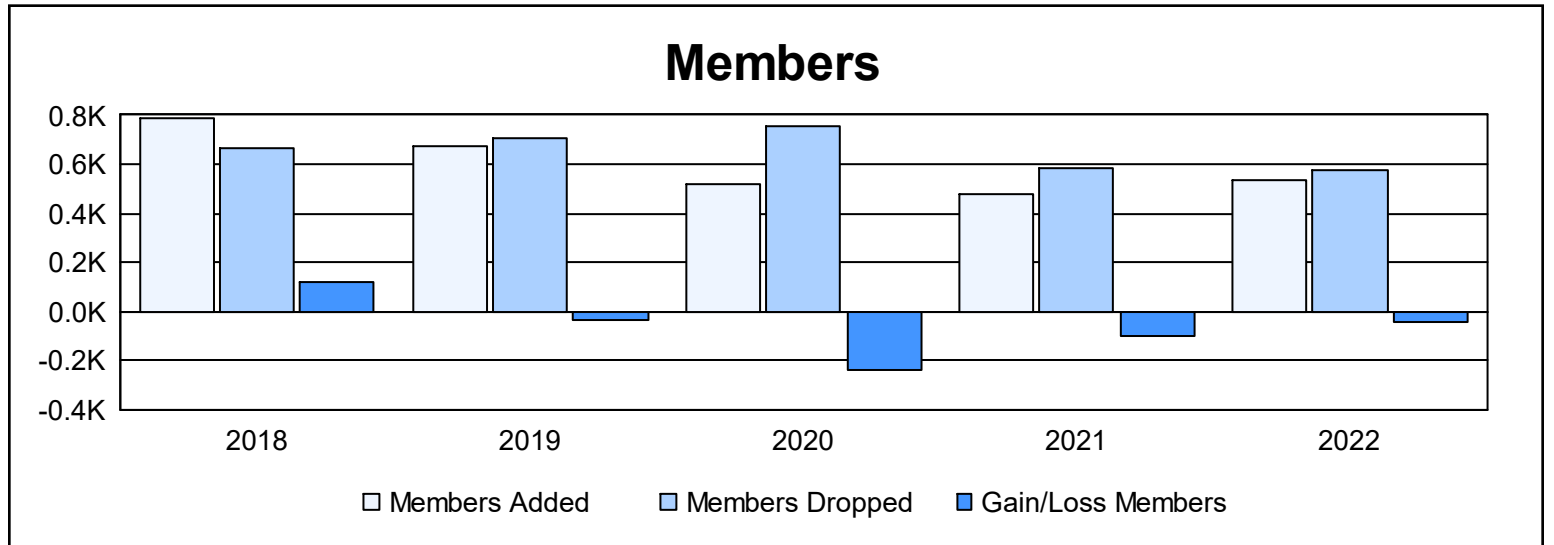
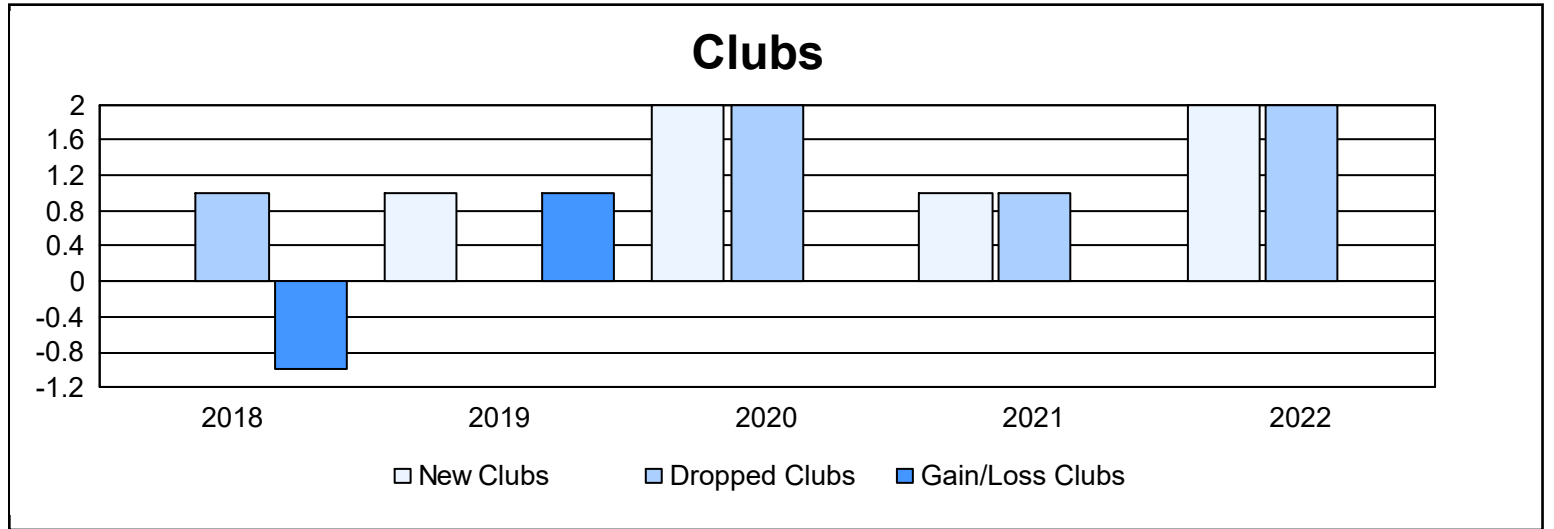
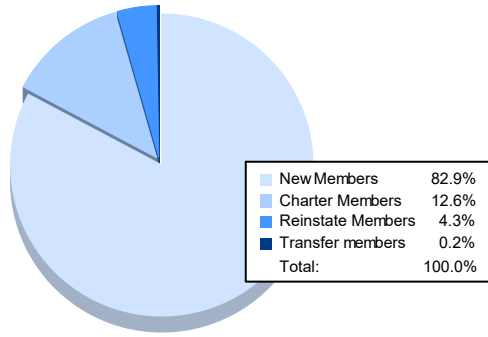


| Year | New Clubs | Dropped Clubs | Gain/ Loss Clubs | New Members | Charter Members | Reinstate Members | Transfer Members | Total Member Added | Total Members Dropped | Gain/ Loss Members |
|----------------|-----------|---------------|------------------|-------------|-----------------|-------------------|------------------|--------------------|-----------------------|--------------------|
| 2017-2018 | 0 | 1 | -1 | 765 | 1 | 17 | 5 | 788 | 667 | 121 |
| 2018-2019 | 1 | 0 | 1 | 624 | 36 | 15 | 1 | 676 | 708 | -32 |
| 2019-2020 | 2 | 2 | 0 | 440 | 59 | 18 | 0 | 517 | 752 | -235 |
| 2020-2021 | 1 | 1 | 0 | 445 | 26 | 11 | 0 | 482 | 583 | -101 |
| 2021-2022 | 2 | 2 | 0 | 441 | 67 | 23 | 1 | 532 | 576 | -44 |
| Average | 1 | 1 | 0 | 543 | 38 | 17 | 1 | 599 | 657 | -58 |



Membership Composition June 2022 Cumulative



Gender Composition June 2022 Cumulative

